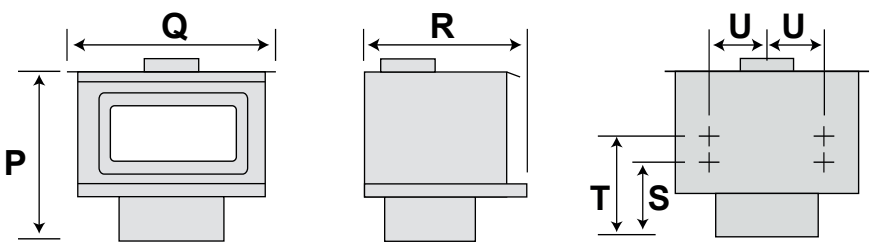
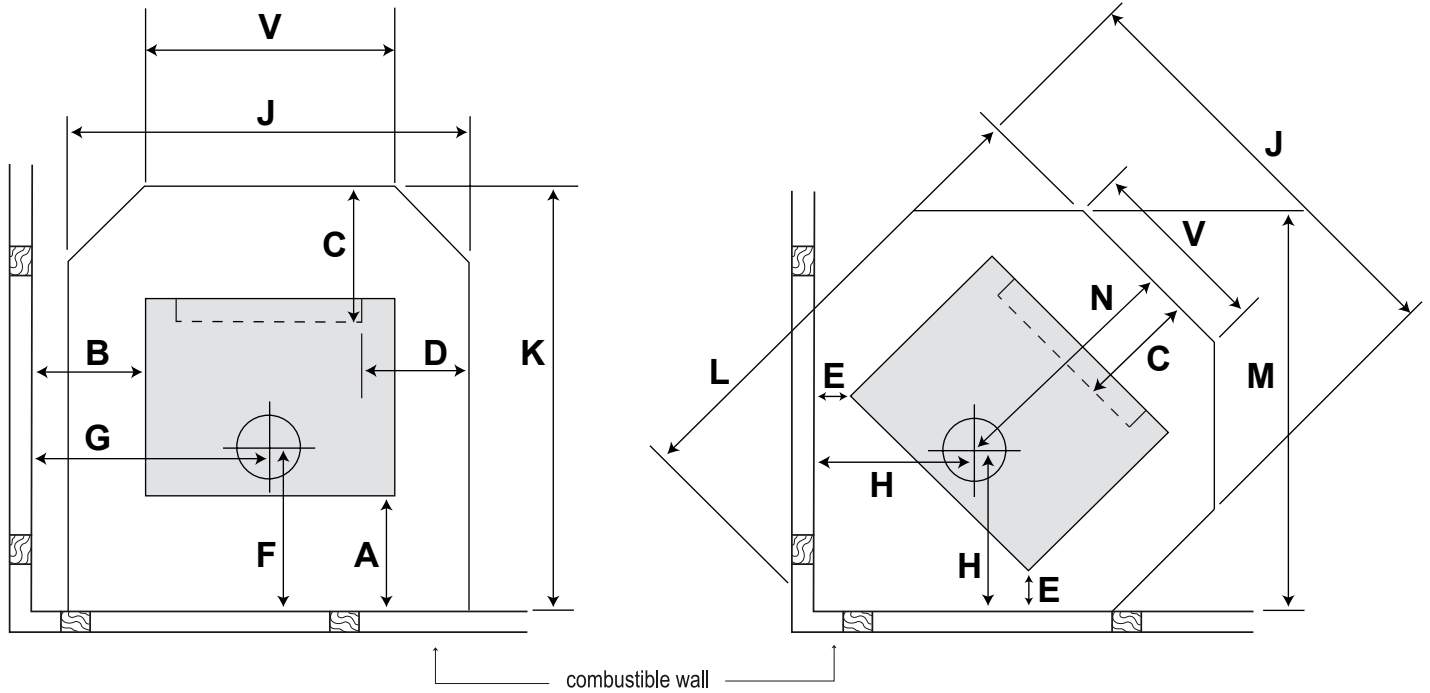


FREESTANDING SPECIFICATIONS
PAGE 1 OF 2



- A = Rear wall to rear heat shield
- B = Side wall to side edge of top plate
- C = Door seal lip (firebox) to the front of the floor protector
- D = Door seal lip (firebox) to the side of the floor protector
- E = Wall to rear corner of top plate

All dimensions are in millimetres.
All dimensions are set as a minimum guide only.

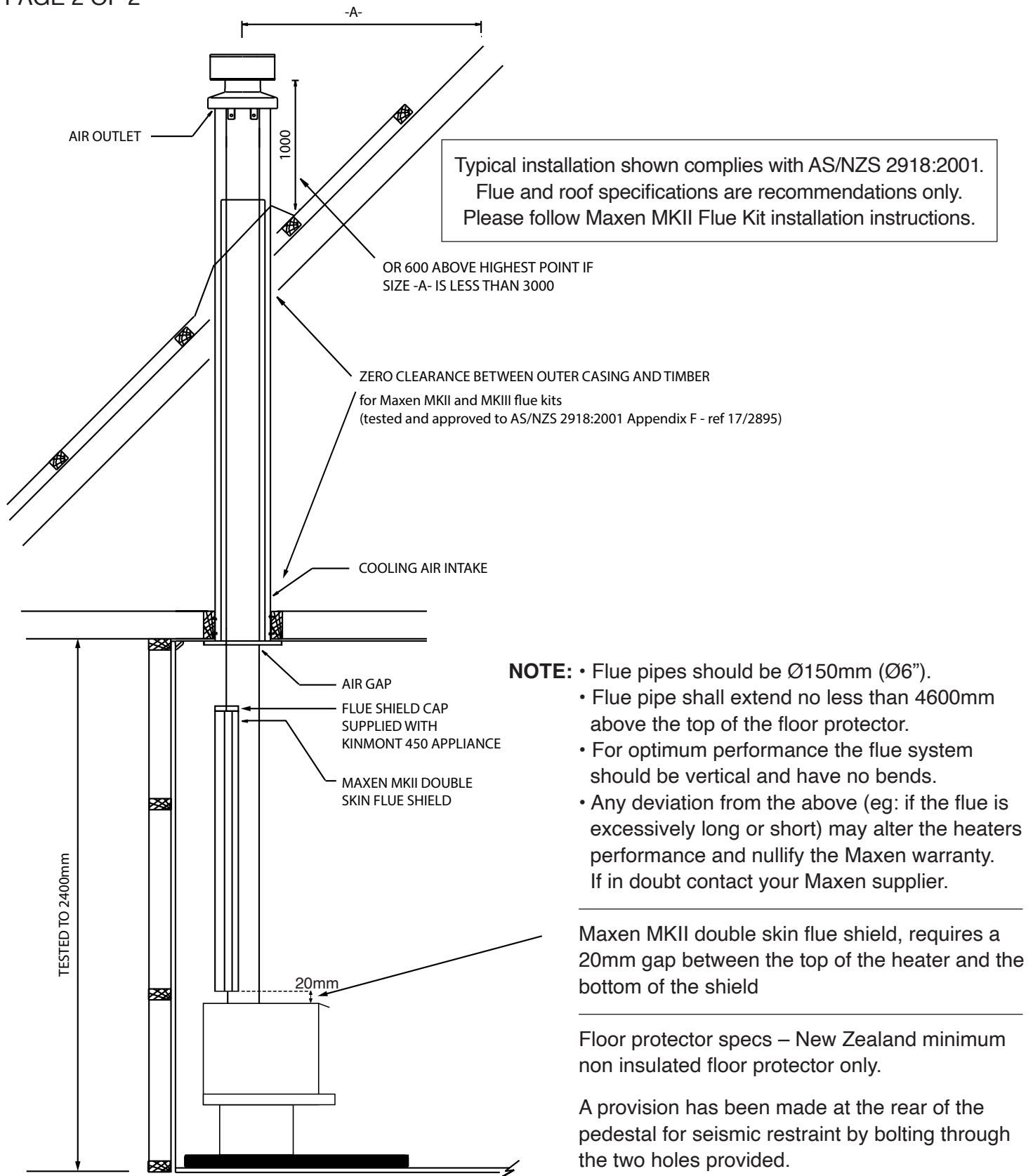
Minimum clearance to combustible surface with 1200mm Maxen MK II flue shield and supplied flue shield cap.

A	B	C	D	E	F	G	H	J	K	L	M	N	P	Q	R	S	T	U	V
120	330	300	200	100	278	675	436	900	964	1307	1101	688	735	690	613	432	532	117	500

Model	Water Heating Option	Floor Protector	LEB Emissions	LEB Efficiency	LEB Authorisation Number
Kinmont 450 (LEB)	Not available	Non insulated	0.69g/kg	65.9%	450-P: 240585 450-L: 240586 450-W: 240587
Kinmont 450 (Rural)	Maxen 3.1kW	Non insulated	—	—	N/A

THIS MODEL HAS BEEN TESTED TO AS/NZS 2918:2001 AND IF INSTALLED IN ACCORDANCE WITH THESE SPECIFICATIONS THE HEATER COMPLIES WITH AS/NZS 2918:2001 including Appendix F. The minimum clearance to combustible may be reduced if the combustible walls are shielded with an approved non-combustible material. Details of suitable shielding materials and appropriate clearance reduction factors are present in Section 3 of AS/NZS 2918:2001.

FREESTANDING SPECIFICATIONS
PAGE 2 OF 2



- NOTE:**
- Flue pipes should be Ø150mm (Ø6").
 - Flue pipe shall extend no less than 4600mm above the top of the floor protector.
 - For optimum performance the flue system should be vertical and have no bends.
 - Any deviation from the above (eg: if the flue is excessively long or short) may alter the heaters performance and nullify the Maxen warranty. If in doubt contact your Maxen supplier.

Maxen MKII double skin flue shield, requires a 20mm gap between the top of the heater and the bottom of the shield

Floor protector specs – New Zealand minimum non insulated floor protector only.

A provision has been made at the rear of the pedestal for seismic restraint by bolting through the two holes provided.

IF INSTALLED IN ACCORDANCE WITH THESE SPECIFICATIONS THE HEATER COMPLIES WITH AS/NZS 2918:2001.

MAXEN FIREPLACES RESERVE THE RIGHT TO CHANGE SPECIFICATIONS OR DESIGNS WITHOUT PRIOR NOTICE.